

4

3

2

1

E

E

D

D

C

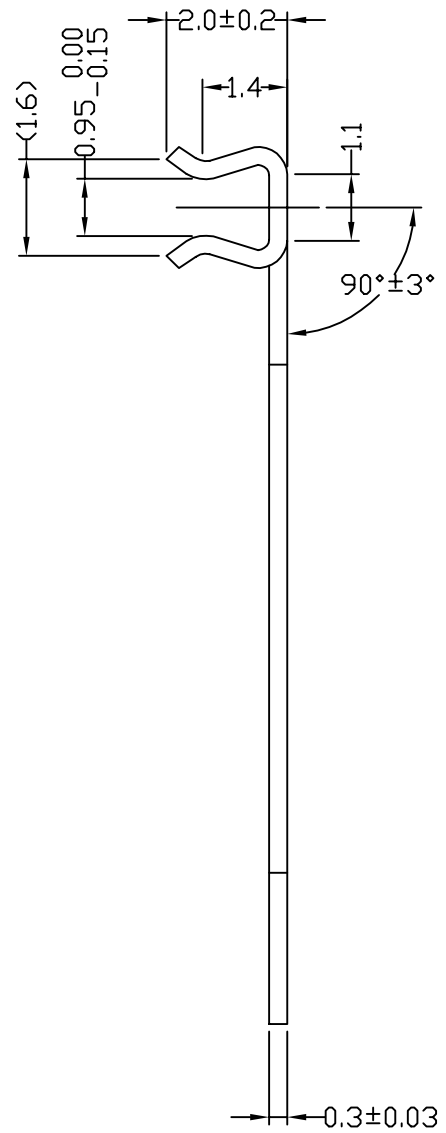
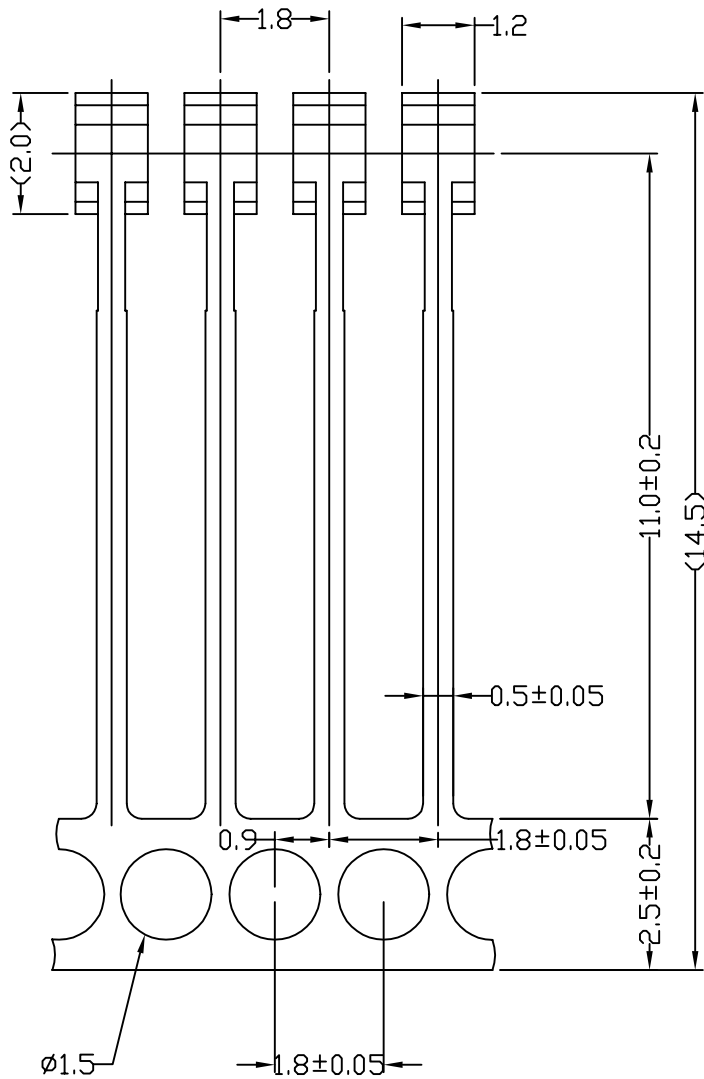
C

B

B

A

A



ALLOWANCE	F	G	H	J	K	L	M	N
UNDER 8	± 0.05	± 0.1	± 0.1	± 0.2	± 0.2	± 0.4	± 0.4	± 1.0
8 TO 25	0.08	0.15	0.15	0.3	0.3	0.6	0.6	1.5
25 TO 80	0.12	0.2	0.25	0.4	0.5	0.8	1.0	2.0
80 TO 250	0.25	0.3	0.4	0.6	0.8	1.2	1.5	3.0
250 TO 800	0.5	0.6	0.8	1.0	1.5	2.0	3.0	6.0
800 TO 2500	1.0	1.0	1.5	1.7	3.0	4.0	6.0	12.0
OVER 2500	2.0	2.0	3.0	3.0	6.0	8.0	12.0	24.0

REV

ZONE - CHANGES

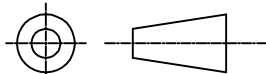
ER*

99/11/5

DATE

NEXT ISSUED :

- UNLESS OTHERWISE STATED:
 1/ WALL THICKNESS;
 2/ ALL DIM. IN MM
 3/ TOLERANCE:
 .X.X+/-
 XX.X+/-
 XXX.X+/-
 4/ TEXTURE:
 5/ COATING:
 6/ DRAFT ANGLE:
 7/ UNSPECIFIED CORNER:



FINISH

DRAWN

CHECK

APPROVAL

WU

TITLE Pin-861-1.0

MODEL

SCALE:

8:1

MAT'L & COLOR

DWG NO.

REV. A

PAGE 1 OF 1

4

3

2

1