

4

3

2

1

E

E

D

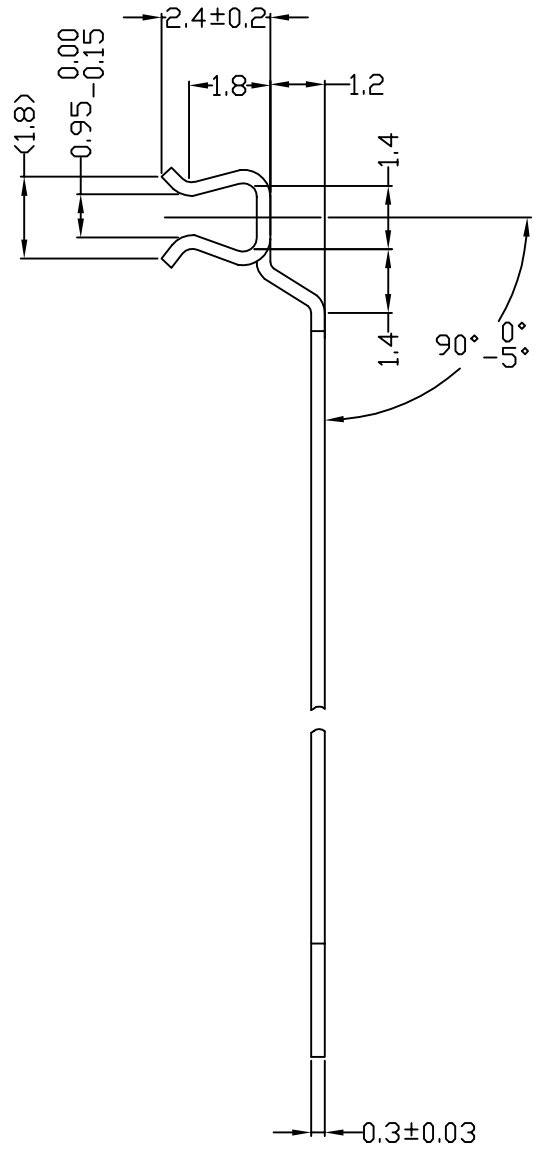
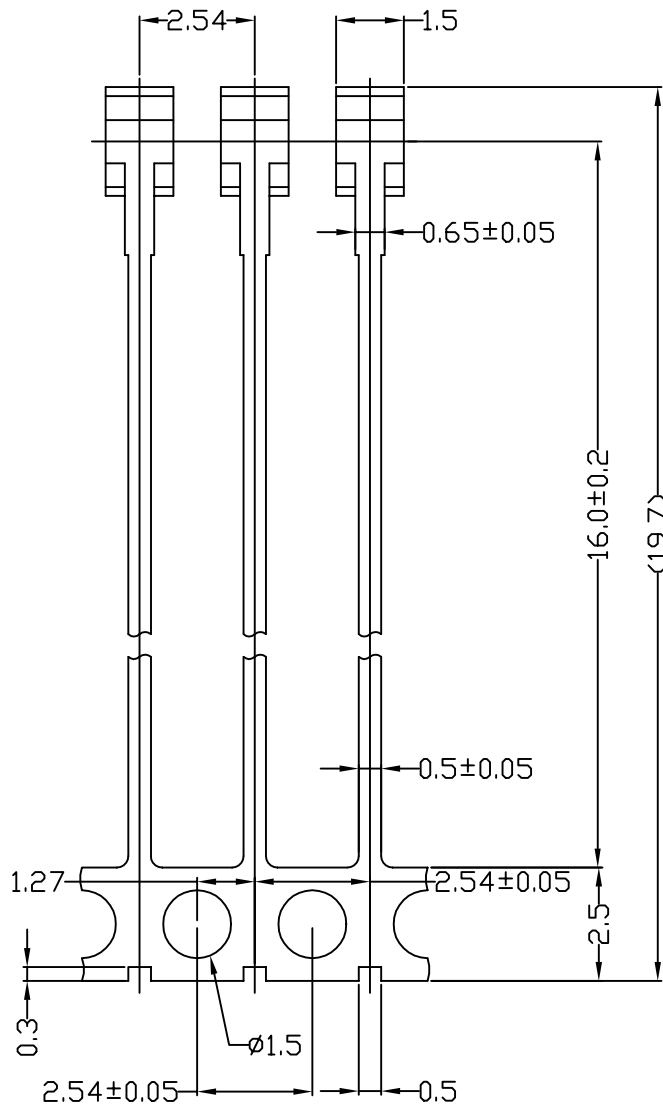
D

C

C

B

B

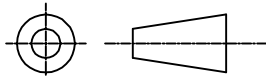


ALLOWANCE	F	G	H	J	K	L	M	N
UNDER 8	±0.05	±0.1	±0.1	±0.2	±0.2	±0.4	±0.4	±1.0
8 TO 25	0.08	0.15	0.15	0.3	0.3	0.6	0.6	1.5
25 TO 80	0.12	0.2	0.25	0.4	0.5	0.8	1.0	2.0
80 TO 250	0.25	0.3	0.4	0.6	0.8	1.2	1.5	3.0
250 TO 800	0.5	0.6	0.8	1.0	1.5	2.0	3.0	6.0
800 TO 2500	1.0	1.0	1.5	1.7	3.0	4.0	6.0	12.0
OVER 2500	2.0	2.0	3.0	3.0	6.0	8.0	12.0	24.0

REV	ZONE - CHANGES	ER*	DATE
			99/10/29

UNLESS OTHERWISE STATED:

- 1/ WALL THICKNESS;
- 2/ ALL DIM. IN MM
- 3/ TOLERANCE:
 .XX+/-
 XX.X+/-
 XXX.X+/-
- 4/ TEXTURE;
- 5/ COATING;
- 6/ DRAFT ANGLE;
- 7/ UNSPECIFIED CORNER;



FINISH	
DRAWN	WU
CHECK	
APPROVAL	

ORIENT DISPLAY

TITLE	Pin-121-1.0
MODEL	DWG NO.
SCALE:	6:1
MAT'L & COLOR	REV. A PAGE 1 OF 1

4

3

2

1

A

A