

深圳市聚飞光电有限公司

01.JH.CBEB2ZD-D

- Customer:

Technical Data Sheet

0603 Package Chip LED (0.7mm height)

For: IF= 20mA

Contents

1. Features
2. Applications
3. Package outline dimension
4. Absolute maximum ratings
5. Electrical-optical characteristics
6. Typical electro-optical characteristics curves
7. Tapping specifications
8. Package method
9. Label description
10. BIN range
11. Reliability test items and conditions
12. Precautions for use

Customer confirm	Approved by	Checked by	Issued by

深圳市聚飞光电有限公司

深圳市宝安区 33 区大宝路 83 号

东方明工业城三栋二楼

Tel:+86-755-29632284

Fax: +86-755-29632285

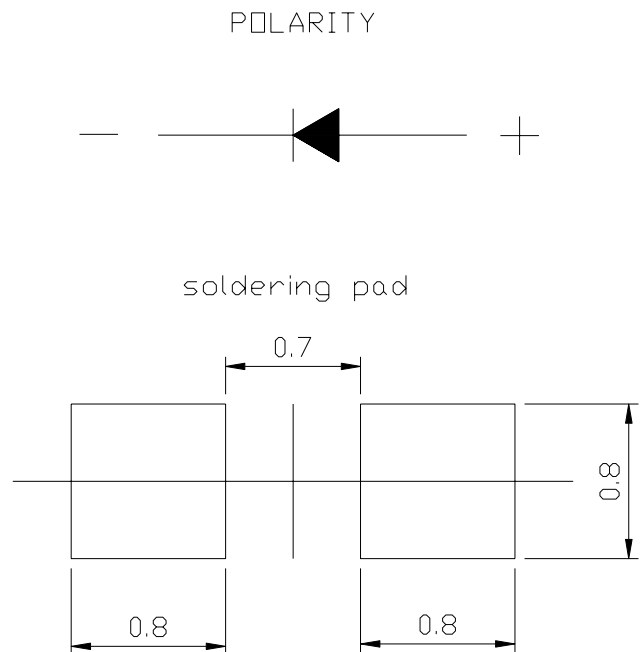
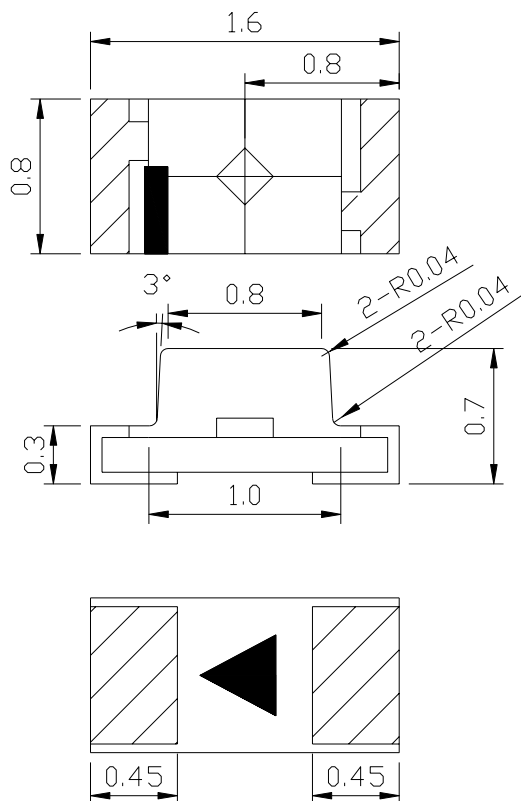
※ **Features:**

1. Package: 1.6x0.8x0.7mm(0603)
2. Emitted Color: Super white
3. Mono-color type
4. Soldering methods: IR reflow
5. Comply RoHS standard.

※ **Applications:**

1. Automotive : Dashboards, stop lamps, turn signals.
2. Mobile phones: LCD, Keypad and symbol.
3. Status indicators : Consumer & industrial electronics.
4. General use.

※ **Package Outline Dimension:**



NOTES:

1. All dimensions are in millimeters.
2. Tolerance is ± 0.10 mm unless otherwise specified.
3. Specifications are subject to change without notice.

深圳市聚飞光电有限公司

01.JH.CBEB2ZD-D

※ Absolute Maximum Ratings(Ta=25°C)

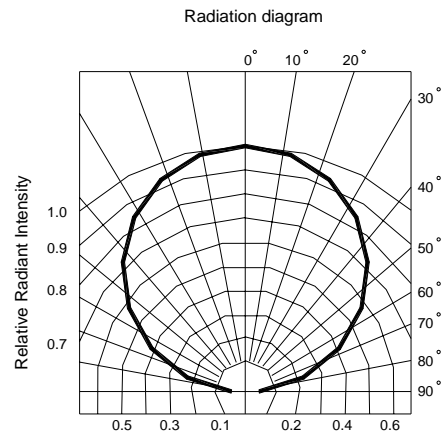
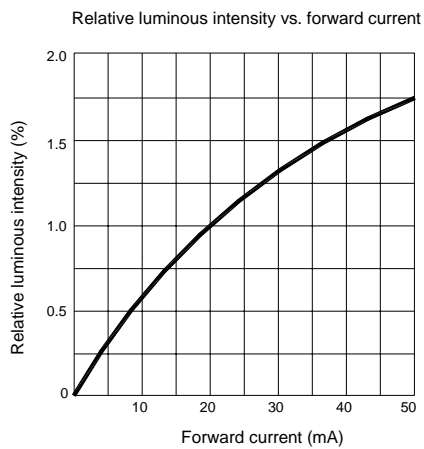
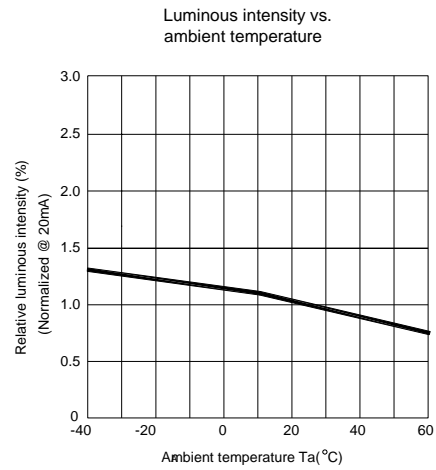
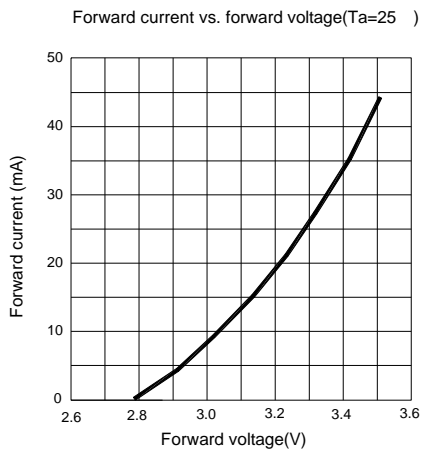
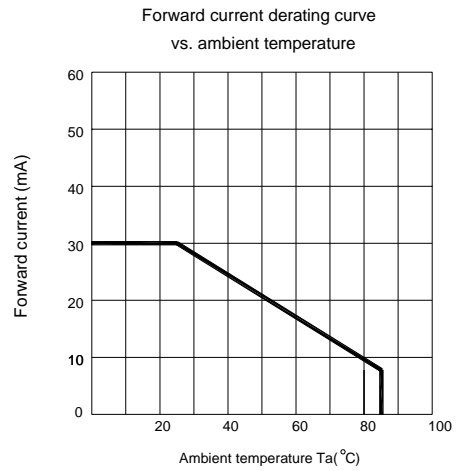
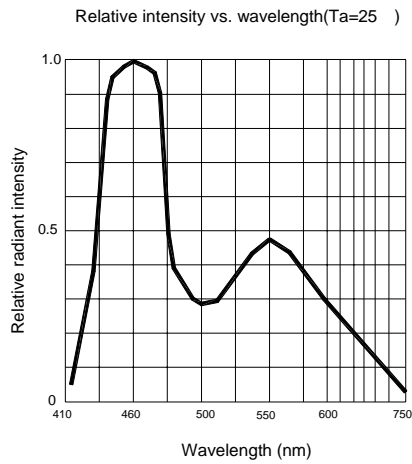
Parameter	Symbol	Rating	Unit
Power Dissipation	Pd	100	mW
Forward Current	I _F	30	mA
Peak Forward Current * 1	I _{FP}	100	mA
Reverse Voltage	V _R	5	V
Soldering Temperature	Tsol	Reflow soldering for 260°C within 10s Hand soldering for 300°C within 3s	°C
Operating Temperature	Topr	-30°C~85°C	-
Storage Temperature	Tstg	-40°C~85°C	-

* 1 I_{FP} condition: pulse width \leq 0.1ms, cycle duty \leq 1/10.

※ Electrical-optical characteristics(Ta=25°C)

Parameter	Symbol	Min.	Typ.	Max.	Unit	Condition
Forward Voltage	V _f	-	3.2	3.6	V	I _F =20mA
Luminous Intensity	I _v	250	400	-	mcd	
Viewing Angle	2 $\theta_{1/2}$	-	120	-	deg	
Reverse Current	I _R	-	-	1	μ A	V _R =5V
Chromaticity Coordinates	x	0.23	0.30	0.34	/	I _F =20mA
	y	0.23	0.30	0.34	/	

※ Typical Electro-Optical Characteristics Curves

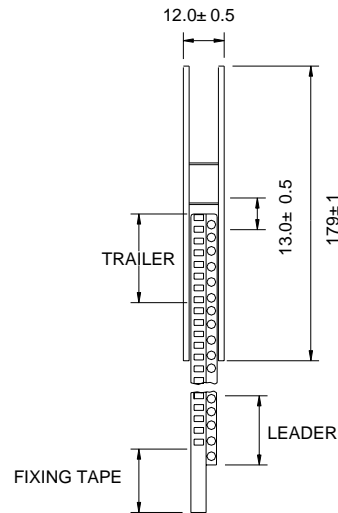
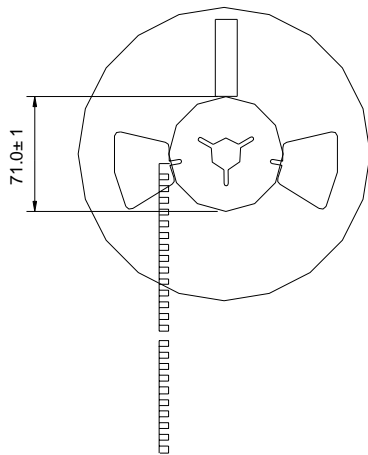
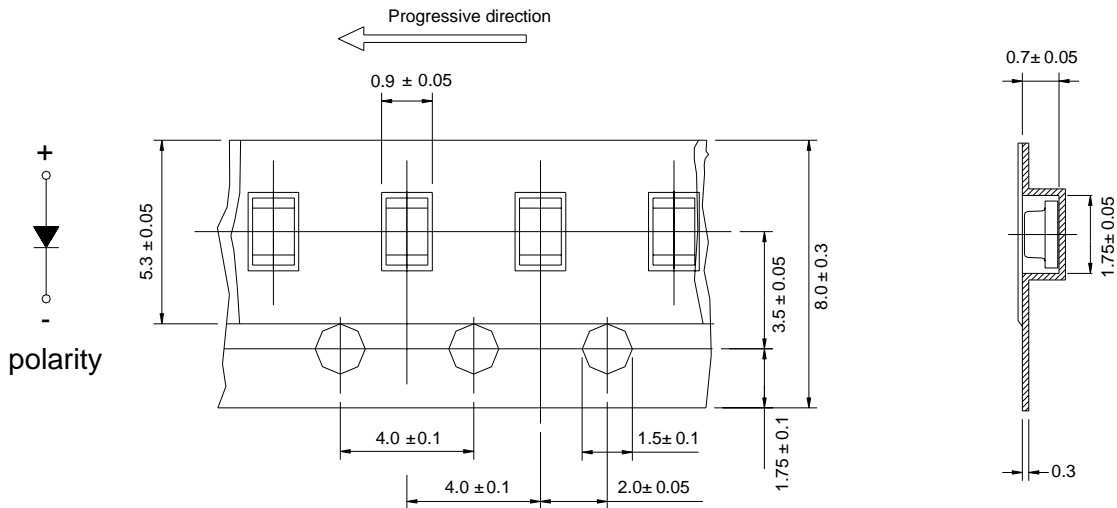


深圳市聚飞光电有限公司

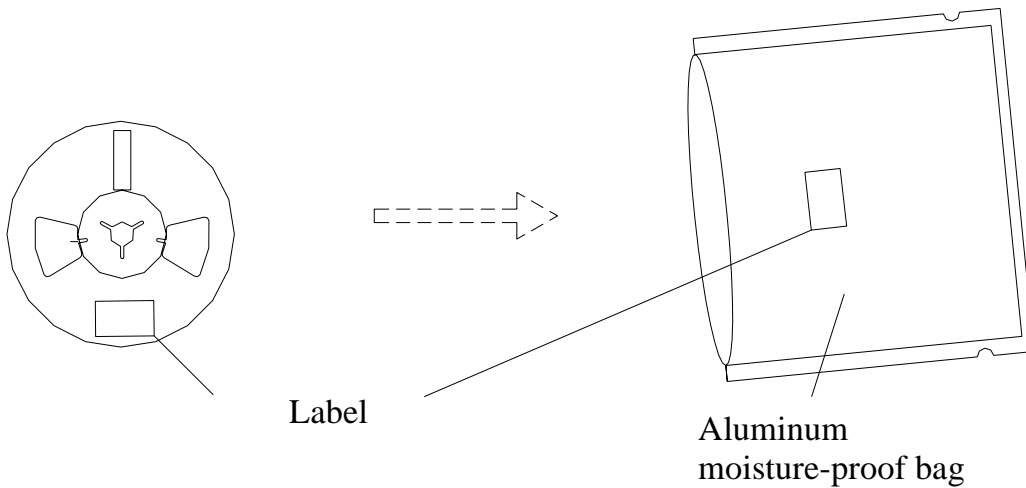
01.JH.CBEB2ZD-D

※ Tapping specifications (Units: mm)

Loaded quantity: max: 3000 pcs/reel, min: 1000 pcs/reel



※ Package Method:(unit:mm)



深圳市聚飞光电有限公司

01.JH.CBEB2ZD-D

※ **Label description:**



※ **BIN range:**

Luminous intensity (tolerance is $\pm 10\%$ @ $I_f=20\text{mA}$):

BIN CODE	Min. (mcd)	Max. (mcd)
a	250	300
b	300	350
c	350	400
d	400	450
1	450	500
2	500	550
3	550	600
4	600	650
5	650	700

Forward voltage (tolerance is $\pm 0.05\text{V}$ @ $I_f=20\text{mA}$):

BIN CODE	Min.(v)	Max.(v)
5-1	2.8	2.9
5-2	2.9	3.0
6-1	3.0	3.1
6-2	3.1	3.2
7-1	3.2	3.3
7-2	3.3	3.4
8-1	3.4	3.5
8-2	3.5	3.6

深圳市聚飞光电有限公司

01.JH.CBEB2ZD-D

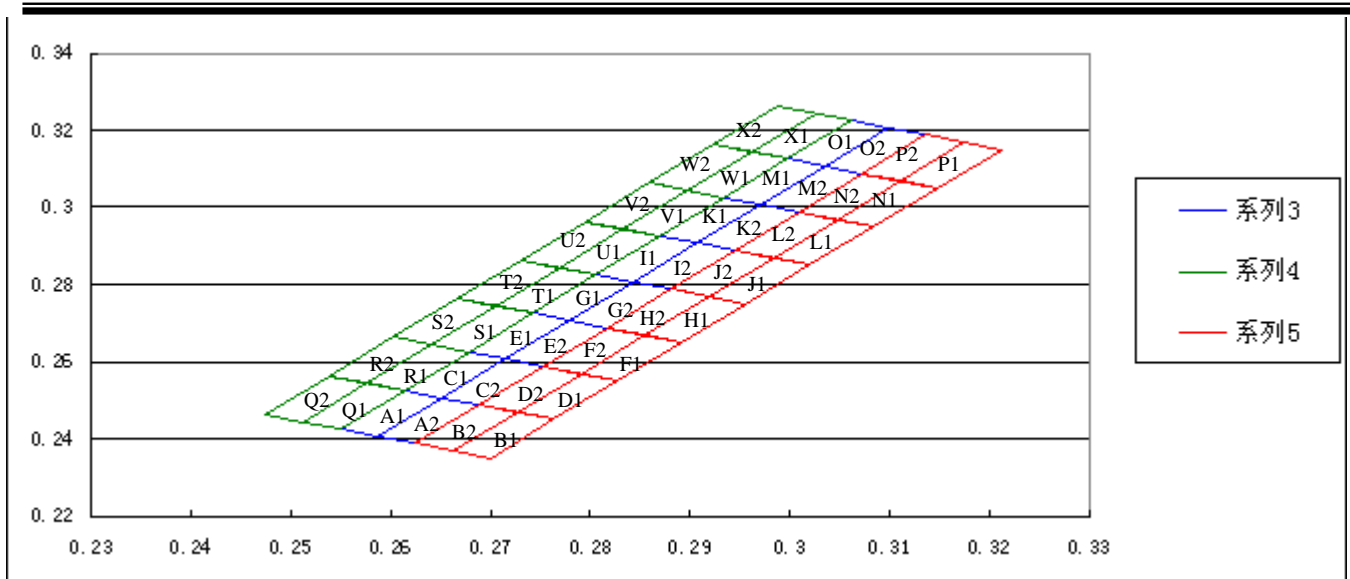
Chromaticity coordinates specifications(tolerance is ± 0.01 @If=20mA)

序号	x	y	x	y	序号	x	y	x	y	序号	x	y	x	y
Q1	0.2577	0.2544	0.2513	0.2444	A1	0.2614	0.2525	0.255	0.2425	B1	0.2727	0.2469	0.2663	0.2369
	0.255	0.2425	0.2614	0.2525		0.2587	0.2407	0.2651	0.2507		0.27	0.235	0.2764	0.245
Q2	0.2539	0.2563	0.2475	0.2463	A2	0.2651	0.2507	0.2587	0.2407	B2	0.2689	0.2488	0.2625	0.2388
	0.2513	0.2444	0.2577	0.2544		0.2625	0.2388	0.2689	0.2488		0.2663	0.2369	0.2727	0.2469
R1	0.2641	0.2644	0.2577	0.2544	C1	0.2678	0.2625	0.2614	0.2525	D1	0.2791	0.2569	0.2727	0.2469
	0.2614	0.2525	0.2678	0.2625		0.2651	0.2507	0.2715	0.2607		0.2764	0.245	0.2828	0.255
R2	0.2603	0.2663	0.2539	0.2563	C2	0.2715	0.2607	0.2651	0.2507	D2	0.2753	0.2588	0.2689	0.2488
	0.2577	0.2544	0.2641	0.2644		0.2689	0.2488	0.2753	0.2588		0.2727	0.2469	0.2791	0.2569
S1	0.2705	0.2744	0.2641	0.2644	E1	0.2742	0.2725	0.2678	0.2625	F1	0.2855	0.2669	0.2791	0.2569
	0.2678	0.2625	0.2742	0.2725		0.2715	0.2607	0.2779	0.2707		0.2828	0.255	0.2892	0.265
S2	0.2667	0.2763	0.2603	0.2663	E2	0.2779	0.2707	0.2715	0.2607	F2	0.2817	0.2688	0.2753	0.2588
	0.2641	0.2644	0.2705	0.2744		0.2753	0.2588	0.2817	0.2688		0.2791	0.2569	0.2855	0.2669
T1	0.2769	0.2844	0.2705	0.2744	G1	0.2806	0.2825	0.2742	0.2725	H1	0.2919	0.2769	0.2855	0.2669
	0.2742	0.2725	0.2806	0.2825		0.2779	0.2707	0.2843	0.2807		0.2892	0.265	0.2956	0.275
T2	0.2731	0.2863	0.2667	0.2763	G2	0.2843	0.2807	0.2779	0.2707	H2	0.2881	0.2788	0.2817	0.2688
	0.2705	0.2744	0.2769	0.2844		0.2817	0.2688	0.2881	0.2788		0.2855	0.2669	0.2919	0.2769
U1	0.2833	0.2944	0.2769	0.2844	I1	0.287	0.2925	0.2806	0.2825	J1	0.2983	0.2869	0.2919	0.2769
	0.2806	0.2825	0.287	0.2925		0.2843	0.2807	0.2907	0.2907		0.2956	0.275	0.302	0.285
U2	0.2795	0.2963	0.2731	0.2863	I2	0.2907	0.2907	0.2843	0.2807	J2	0.2945	0.2888	0.2881	0.2788
	0.2769	0.2844	0.2833	0.2944		0.2881	0.2788	0.2945	0.2888		0.2919	0.2769	0.2983	0.2869
V1	0.2897	0.3044	0.2833	0.2944	K1	0.2934	0.3025	0.287	0.2925	L1	0.3047	0.2969	0.2983	0.2869
	0.287	0.2925	0.2934	0.3025		0.2907	0.2907	0.2971	0.3007		0.302	0.285	0.3084	0.295
V2	0.2859	0.3063	0.2795	0.2963	K2	0.2971	0.3007	0.2907	0.2907	L2	0.3009	0.2988	0.2945	0.2888
	0.2833	0.2944	0.2897	0.3044		0.2945	0.2888	0.3009	0.2988		0.2983	0.2869	0.3047	0.2969
W1	0.2961	0.3144	0.2897	0.3044	M1	0.2998	0.3125	0.2934	0.3025	N1	0.3111	0.3069	0.3047	0.2969
	0.2934	0.3025	0.2998	0.3125		0.2971	0.3007	0.3035	0.3107		0.3084	0.295	0.3148	0.305
W2	0.2923	0.3163	0.2859	0.3063	M2	0.3035	0.3107	0.2971	0.3007	N2	0.3073	0.3088	0.3009	0.2988
	0.2897	0.3044	0.2961	0.3144		0.3009	0.2988	0.3073	0.3088		0.3047	0.2969	0.3111	0.3069
X1	0.3025	0.3244	0.2961	0.3144	O1	0.3062	0.3225	0.2998	0.3125	P1	0.3175	0.3169	0.3111	0.3069
	0.2998	0.3125	0.3062	0.3225		0.3035	0.3107	0.3099	0.3207		0.3148	0.305	0.3212	0.315
X2	0.2987	0.3263	0.2923	0.3163	O2	0.3099	0.3207	0.3035	0.3107	P2	0.3137	0.3188	0.3073	0.3088
	0.2961	0.3144	0.3025	0.3244		0.3073	0.3088	0.3137	0.3188		0.3111	0.3069	0.3175	0.3169

CIE: (如下图)

深圳市聚飞光电有限公司

01.JH.CBEB2ZD-D



Reliability test items and conditions:

No.	Test Item	Test Conditions	Sample size	Ac/Re
1	DC Operation Life	Test If=20mA Temp. : Room temperature Test time=1000hrs	22	0/1
2	High Temperature High Humidity	Temp. =+65℃ RH=90%-95% Test time=240hrs	22	0/1
3	Thermal Shock	-35℃ ~ +85℃ 20min 10s 20min Test Time=50 cycles	22	0/1
4	High Temperature Storage	High Temp. =+85℃ Test time=1000hrs	22	0/1
5	Low Temperature Storage	Low Ta=-35℃ Test time=1000hrs	22	0/1
6	Temperature Cycle	-35℃ ~ +85℃ 60min 20min 60min Test Time=20cycle	22	0/1
7	Reflow Soldering	Preheating: 160℃-180℃, within 2 minutes. Operation heating: 260℃(Max.), within 10seconds. (Max.)	22	0/1

Judgment criteria of failure for the reliability

- Iv: Below 50% of initial values
- Vf: Over 20% of upper limit value
- IR: Over 2 times of upper limit value

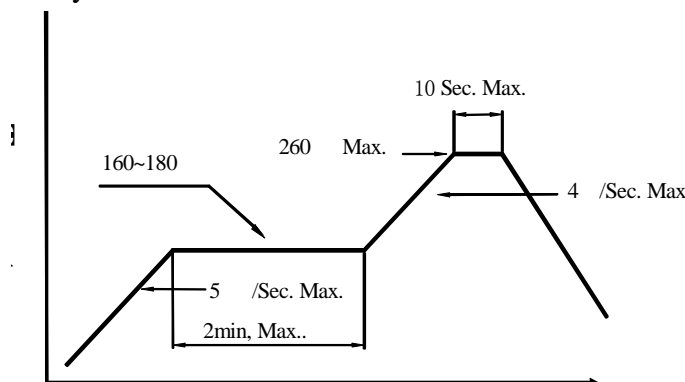
Note: Measurement shall be taken between 2 hours and after the test LED have been returned to normal ambient conditions after completion of each test.

Precautions for use :

1. Soldering

SMD LED encapsulation gumwater is very flexible, outside force easily demolish radiant surface and plastic, As soldering , Please handle with care!

- With No-clean Flux, according to reflow soldering cure condition when soldering, Reflow soldering should not be done more than two times, simultaneity you must insure clean on the radiant surface. Otherwise, foreign objects can affect radiant color.
- Don't process manual soldering except repair. Recommended to be soldered with 25W Anti-static iron, The temp. of the iron should be lower than 300 and soldering time should not be done more than three seconds, at the same time iron can't touch radiant surface and plastic.
- Don't twist LED in course of manual soldering and experiment, Otherwise, the lights will not work possibly.



2. Cleaning

- Don't be cleaned with ultrasonic. Recommended to be wiped with isopropyl alcohol or pure alcohol, wiping time should not be more than one minute. LED must be placed at room temperature for fifteen minutes before using. after cleaning, you must insure clean on the radiant surface. Otherwise, foreign objects can affect radiant color.
- LED can not be in contact with isoamyl acetate、trichloroethylene、acetone、sulfid、nitride、acid、alkali、salt. These matter can destroy LED.

3. Sealing

- Sealing glue can not contain sodium ion、sulfid, because these matter can affect fluorescence powder poisoning.
- When using normal sealing glue, Recommended to be operated life for 168hrs under normal temperature.

4. Storage

- Don't open the moisture proof bag before ready to use the LEDs.
- The LEDs should be kept at 30 or less and 60%RH or less before opening the package. The max. storage period before opening the package is 1 year.

- c. After opening the package, the LEDs should be kept at 30 -35%RH or less, and it should be used within 7 days.
- d. If the LEDs be kept over the conditions of c., baking is required before mounting. Baking condition as below: 60 ± 5 for 12 hrs for bulk goods, 105 ± 5 for 1 hrs for roll goods.
- e. The environment have no acid、alkali、corrosive gas、intensively shake and high magnetic field.

5. Static

- a. Static and Peak surge voltage can destroy LED, Avoiding Instantaneous voltage when turn on or turn off the lights.
- b. Please wear Anti-static wrist band、Anti-static glove、Anti-static shoes in the course of operation, and the equipment must be grounded.
- c. After LED is be destroyed, leakage current increase obviously, and it will be forward voltage falling or failure lamp in the case of low current.

6. Test

- 1. Customer must apply the current limiting resistor in the circuit so as to drive the LEDs within the rated current. Otherwise slight voltage shift maybe will cause big current change and burn out will happen.
- 2. Also, caution should be taken not to overload the LEDs with instantaneous high voltage at the turning ON and OFF of the circuit. Otherwise LED will be destroyed, testing methods as follows:

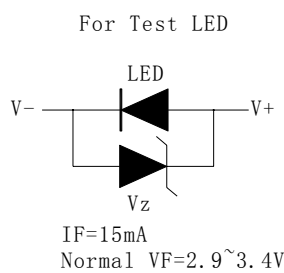


Fig. 1

Fig.1 may be applied to Zener-free products.

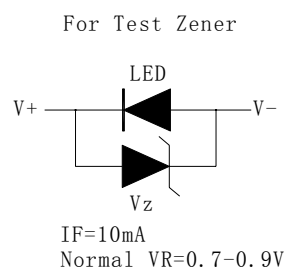


Fig. 2

7. Else

Radiant color of LEDs have a little change with the current, recommended that LED is be used in series and resistance, when lighting, please don't see directly radiant surface of LED, otherwise LED will burn eyes.