

<http://www.txgagroup.com>
mail.sales@txgagroup.com

REV	LOCATIONS	DESCRIPTION	DATE	REVISER	APPD

SPECIFICATIONS

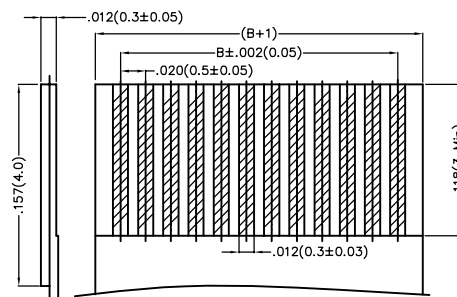
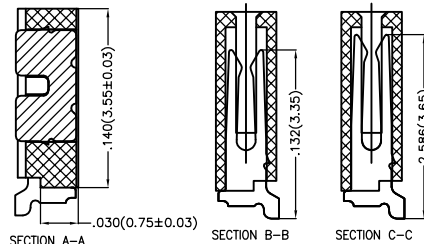
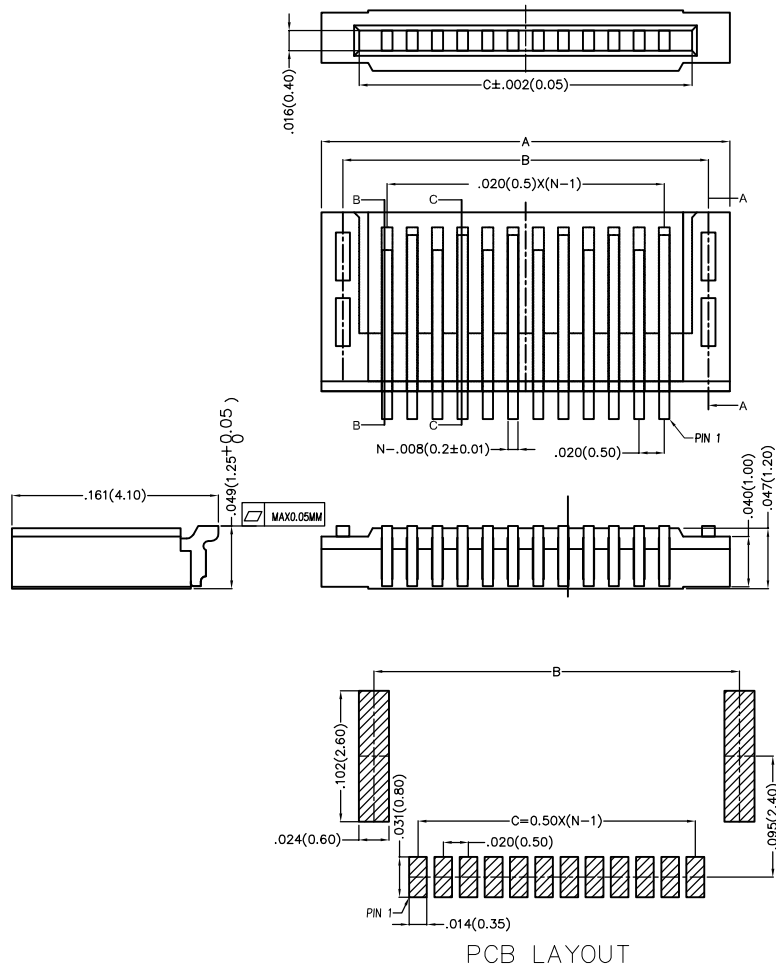
Electrical

Current Rating: 0.2A AC(rms)/DC
 Voltage Rating: 50V AC(rms)/DC
 Contact Resistance: 20 mΩ Max
 Insulation Resistance: 500 MΩ MIN
 Withstanding Voltage: 200V AC/Minute
 Operating Temperature: -20°C ~ +85°C

Material

Housing: NY9T UL 94V-0
 Terminal: Phosphor Bronze

Pins	Dimensions(in/mm)			Pins	Dimensions(in/mm)		
	A	B	C		A	B	C
4	.161(4.10)	.128(3.25)	.102(2.60)	25	.575(14.60)	.541(13.75)	.516(13.10)
5	.181(4.60)	.148(3.75)	.122(3.10)	26	.594(15.10)	.561(14.25)	.535(13.60)
6	.201(5.10)	.167(4.25)	.142(3.60)	27	.614(15.60)	.581(14.75)	.555(14.10)
7	.220(5.60)	.187(4.75)	.161(4.10)	28	.634(16.10)	.600(15.25)	.575(14.60)
8	.240(6.10)	.207(5.25)	.181(4.60)	29	.654(16.60)	.620(15.75)	.594(15.10)
9	.260(6.60)	.226(5.75)	.201(5.10)	30	.673(17.10)	.640(16.25)	.614(15.60)
10	.280(7.10)	.246(6.25)	.220(5.60)	31	.693(17.60)	.659(16.75)	.634(16.10)
11	.299(7.60)	.266(6.75)	.240(6.10)	32	.713(18.10)	.679(17.25)	.654(16.60)
12	.319(8.10)	.285(7.25)	.260(6.60)	33	.732(18.60)	.699(17.75)	.673(17.10)
13	.339(8.60)	.305(7.75)	.280(7.10)	34	.752(19.10)	.719(18.25)	.693(17.60)
14	.358(9.10)	.325(8.25)	.299(7.60)	35	.772(19.60)	.738(18.75)	.713(18.10)
15	.380(9.60)	.344(8.75)	.319(8.10)	36	.791(20.10)	.758(19.25)	.732(18.60)
16	.398(10.10)	.364(9.25)	.339(8.60)	37	.811(20.60)	.778(19.75)	.752(19.10)
17	.417(10.60)	.384(9.75)	.358(9.10)	38	.831(21.10)	.797(20.25)	.772(19.60)
18	.437(11.10)	.404(10.25)	.378(9.60)	39	.850(21.60)	.817(20.75)	.791(20.10)
19	.457(11.60)	.423(10.75)	.398(10.10)	40	.870(22.10)	.837(21.25)	.811(20.60)
20	.476(12.10)	.443(11.25)	.417(10.60)	41	.890(22.60)	.856(21.75)	.831(21.10)
21	.496(12.60)	.463(11.75)	.437(11.10)	42	.909(23.10)	.876(22.25)	.850(21.60)
22	.516(13.10)	.482(12.25)	.457(11.60)	43	.929(23.60)	.896(22.75)	.870(22.10)
23	.535(13.60)	.502(12.75)	.476(12.10)	44	.949(24.10)	.915(23.25)	.890(22.60)
24	.555(14.10)	.522(13.25)	.496(12.60)	45	.969(24.60)	.935(23.75)	.909(23.10)



Proper Cable

Ordering Information

FFC 050 18 — ** S B D 1 2 4 W5 M
 1 2 3 4 5 6 7 8 9 10 11 12

1 Series Name FPC-FFC	2 Series Number -050	3 Distinction No. -18	4 No. of pins 04-45	5 Entry Type SMT-S	6 Contact Type Side Entry Type=B
7 Contact Point Double Contact-D	8 ZIF NON ZIF-2	9 Gold Plating Gold Plated All-1	10 Plastic NY6T-4	11 Plastic Color White-W5	12 Packaging Reel-M

TOLERANCE (Exact as noted)		APPROVE	Frank	PART NO:		TITLE:	ITEM NO:	TXGA
Third Angle Projection				FFC05018-**-SBD214W5M		FPC	FFC05018	
UNIT: in(mm)	X±.012(0.30) X.X±.008(0.20)	X'±5' X'±2'	CHECK	Frank	DATE	REQUIRED DOCUMENTS:		
SCALE: 1:1	X.XX±.006(0.15) X.XXX±.004(0.10)	.XX'±1' .XXX'±0.5'	DRAWN	Cherry	20/APR/11	FPC Pitch: .020(0.50mm) Series		