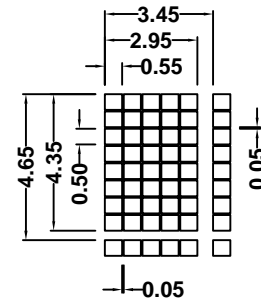
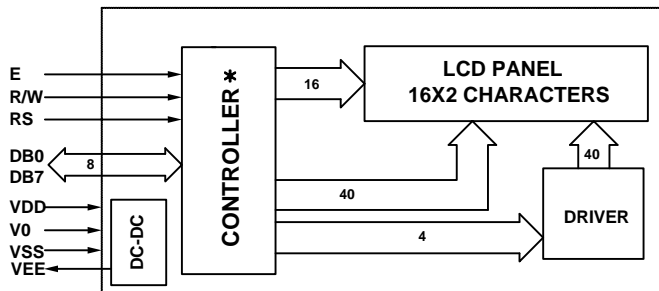
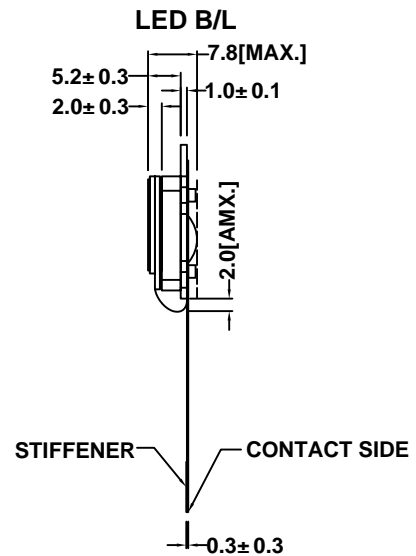
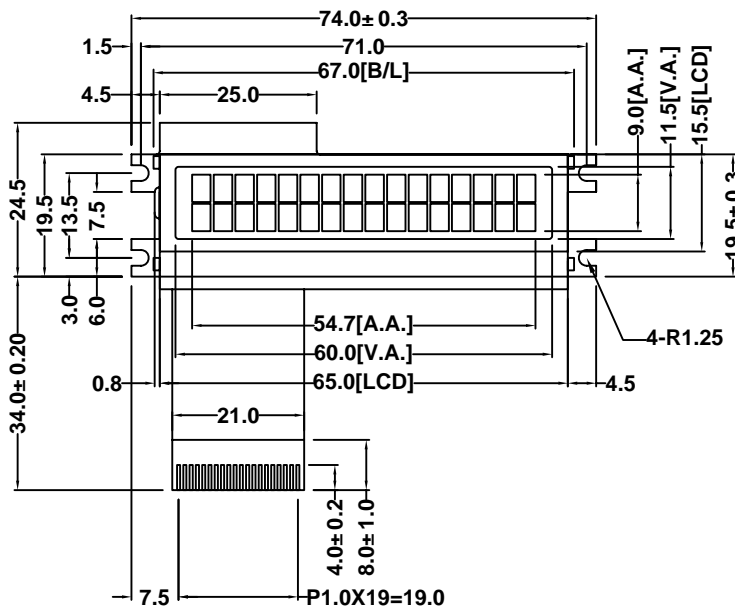




AMC1602J

CONTOUR DRAWING & BLOCK DIAGRAM



* S6A0069 OR EQUIVALENT

MECHANICAL SPECIFICATION		
ITEM	SPECIFICATION	UNIT
Module Size	74X24.5X7.8	mm
Viewing Area	60.0X11.5	mm
Character Font	5 x 7 + cursor	dots
Character Size	2.95X4.35	mm
Character Pitch	3.45X4.65	mm
Dot Size	0.55X0.5	mm

ABSOLUTE MAXIMUM RATINGS				
PARAMETER	SYMBOL	MIN.	MAX.	UNIT
Supply Voltage	Vdd	-0.3	7.0	V
LCD Supply Voltage	Vlcd(Vdd-V0)	-13.5	0.3	V
Input Voltage	Vin	-0.3	Vdd+0.3	V
Operating Temperature*	Top	0/-20	50/70	° C
Storage Temperature*	Tstr	-10/-30	60/80	° C

*T1/T2: T1for standard temperature LCM, T2 for wide temperature LCM

PIN CONNECTIONS		
PIN	SYMBOL	DESCRIPTION
1,2	NC	NC
3	VSS	Power Supply : 0V
4	VDD	Power Supply : +5V
5	V0	Power Supply for LCD
6	RS	Register Select
7	R/W	Read/Write
8	E	Enable
9-16	DB0-DB7	Data Bus
17	A	Anode for backlight
18	K	Cathode for backlight
19	VEE	Negative Voltage Output
20	NC	NC

ELECTRICAL CHARACTERISTICS(Ta=25° C)						
ITEM	SYMBOL	CONDITION	MIN.	TYP.	MAX.	UNIT
Supply Voltage(logic)	Vdd	-	4.5	5.0	5.5	V
Supply Current(logic)	Idd	Vdd=5.0	-	1.0	-	mA
Driving Voltage(LCD)	Vlcd	-	-	4.5	-	V
Driving Current(LCD)	Ilcd	-	-	0.2	-	mA

BACKLIGHT CHARACTERISTICS (Ta=25° C)						
PARAMETER	SYMBOL	CONDITION	MIN.	TYP.	MAX.	UNIT
Supply Voltage	Vf	If=40mA	4.5	5.0	5.5	V
LED Forward Current	If	-	-	40	-	mA
LED Dissipation	Pd	-	-	200	-	mW