

4

3

2

1

E

E

D

D

C

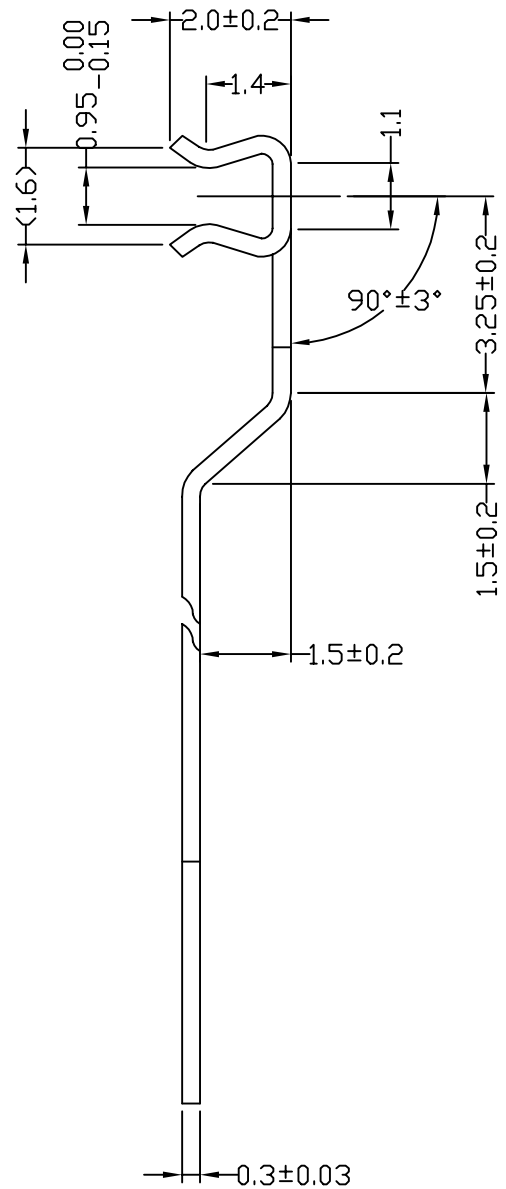
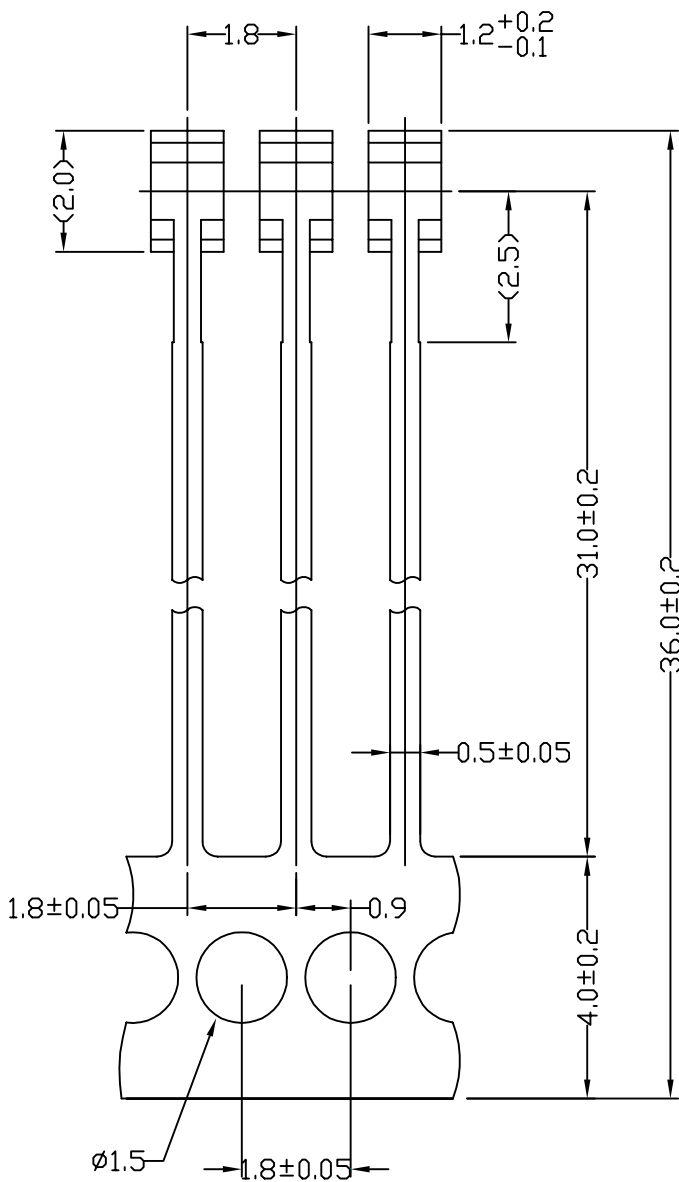
C

B

B

A

A

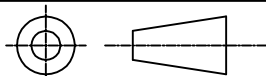


ALLOWANCE	F	G	H	J	K	L	M	N
UNDER 8	± 0.05	± 0.1	± 0.1	± 0.2	± 0.2	± 0.4	± 0.4	± 1.0
8 TO 25	0.08	0.15	0.15	0.3	0.3	0.6	0.6	1.5
25 TO 80	0.12	0.2	0.25	0.4	0.5	0.8	1.0	2.0
80 TO 250	0.25	0.3	0.4	0.6	0.8	1.2	1.5	3.0
250 TO 800	0.5	0.6	0.8	1.0	1.5	2.0	3.0	6.0
800 TO 2500	1.0	1.0	1.5	1.7	3.0	4.0	6.0	12.0
OVER 2500	2.0	2.0	3.0	3.0	6.0	8.0	12.0	24.0

REV	ZONE - CHANGES	ER*	DATE
			99/11/6

UNLESS OTHERWISE STATED:

- 1/ WALL THICKNESS;
- 2/ ALL DIM. IN MM
- 3/ TOLERANCE:
XX.X+/-
XX.X+/-
XXX.X+/-
- 4/ TEXTURE;
- 5/ COATING;
- 6/ DRAFT ANGLE;
- 7/ UNSPECIFIED CORNER;



 **AV DISPLAY (North America) Ltd**

FINISH

TITLE Pin-882-1.0

DRAWN

WU

MODEL

DWG NO.

CHECK

SCALE: 8:1

REV. A PAGE 1 OF 1

APPROVAL

MAT'L & COLOR

4

3

2

1