

4

3

2

1

E

D

C

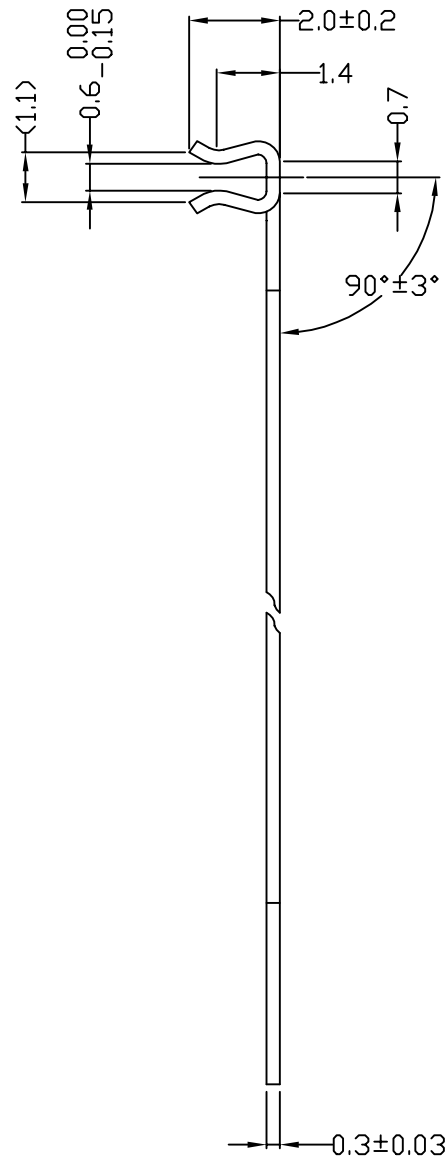
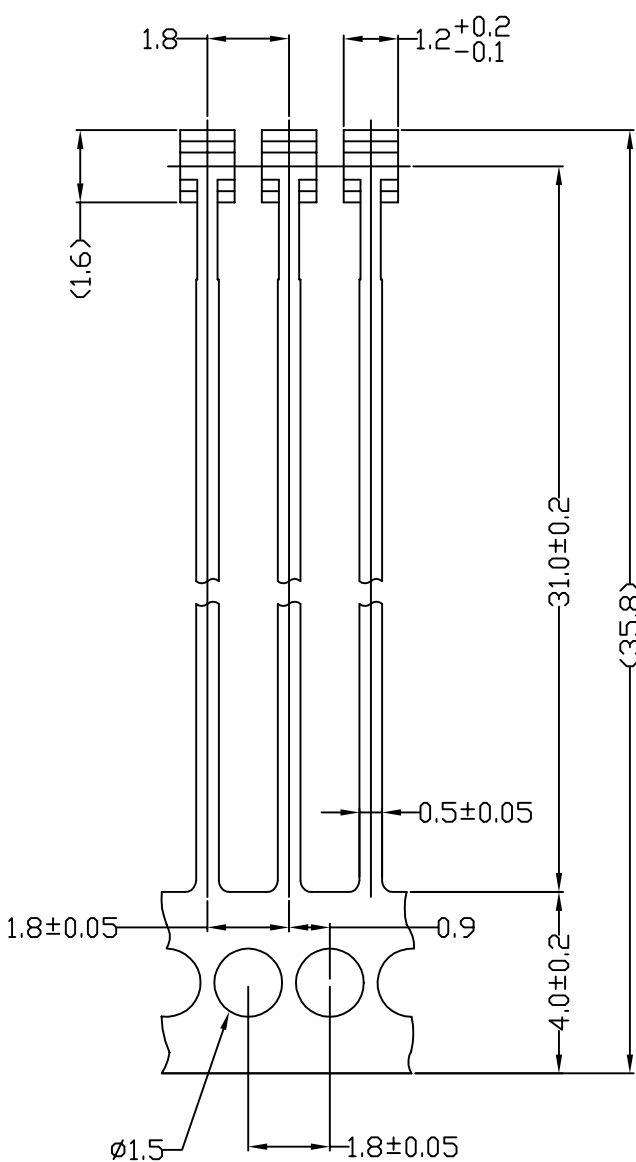
B

E

D

C

B



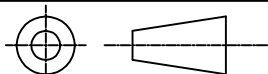
| ALLOWANCE   | F     | G    | H    | J    | K    | L    | M    | N    |
|-------------|-------|------|------|------|------|------|------|------|
| UNDER 8     | ±0.05 | ±0.1 | ±0.1 | ±0.2 | ±0.2 | ±0.4 | ±0.4 | ±1.0 |
| 8 TO 25     | 0.08  | 0.15 | 0.15 | 0.3  | 0.3  | 0.6  | 0.6  | 1.5  |
| 25 TO 80    | 0.12  | 0.2  | 0.25 | 0.4  | 0.5  | 0.8  | 1.0  | 2.0  |
| 80 TO 250   | 0.25  | 0.3  | 0.4  | 0.6  | 0.8  | 1.2  | 1.5  | 3.0  |
| 250 TO 800  | 0.5   | 0.6  | 0.8  | 1.0  | 1.5  | 2.0  | 3.0  | 6.0  |
| 800 TO 2500 | 1.0   | 1.0  | 1.5  | 1.7  | 3.0  | 4.0  | 6.0  | 12.0 |
| OVER 2500   | 2.0   | 2.0  | 3.0  | 3.0  | 6.0  | 8.0  | 12.0 | 24.0 |

|     |                |     |         |
|-----|----------------|-----|---------|
| REV | ZONE - CHANGES | ER* | DATE    |
|     |                |     | 99/11/5 |

A

A

**NEXT ISSUED :**  
**UNLESS OTHERWISE STATED:**  
 1/ WALL THICKNESS;  
 2/ ALL DIM. IN MM  
 3/ TOLERANCE:  
 .XX+/-  
 XX.X+/-  
 XXX.X+/-  
 4/ TEXTURE;  
 5/ COATING;  
 6/ DRAFT ANGLE;  
 7/ UNSPECIFIED CORNER;



 **AV DISPLAY (North America) Ltd**

|          |    |               |                    |
|----------|----|---------------|--------------------|
| FINISH   |    | TITLE         | Pin-881-0.7        |
| DRAWN    | WU | MODEL         | DWG NO.            |
| CHECK    |    | SCALE:        | 6:1                |
| APPROVAL |    | MAT'L & COLOR | REV. A PAGE 1 OF 1 |

4

3

2

1